



Chimu The Latin America
and Polar Specialists




Photography Program

PHOTOGRAPHY PROGRAM

Photographs are the means of capturing a moment forever, which we can revisit and share with others for many years to come.

Don't let the unforgettable experience end as you leave Antarctica - take home the best memories you can by capturing and developing incredible images with our dedicated Antarctic Photography Program.

This program is perfect if you are passionate about photography, or just passionate about capturing the beautiful landscape and wildlife you will encounter on your incredible Antarctic adventure.



Expertly guided by world class Photographers



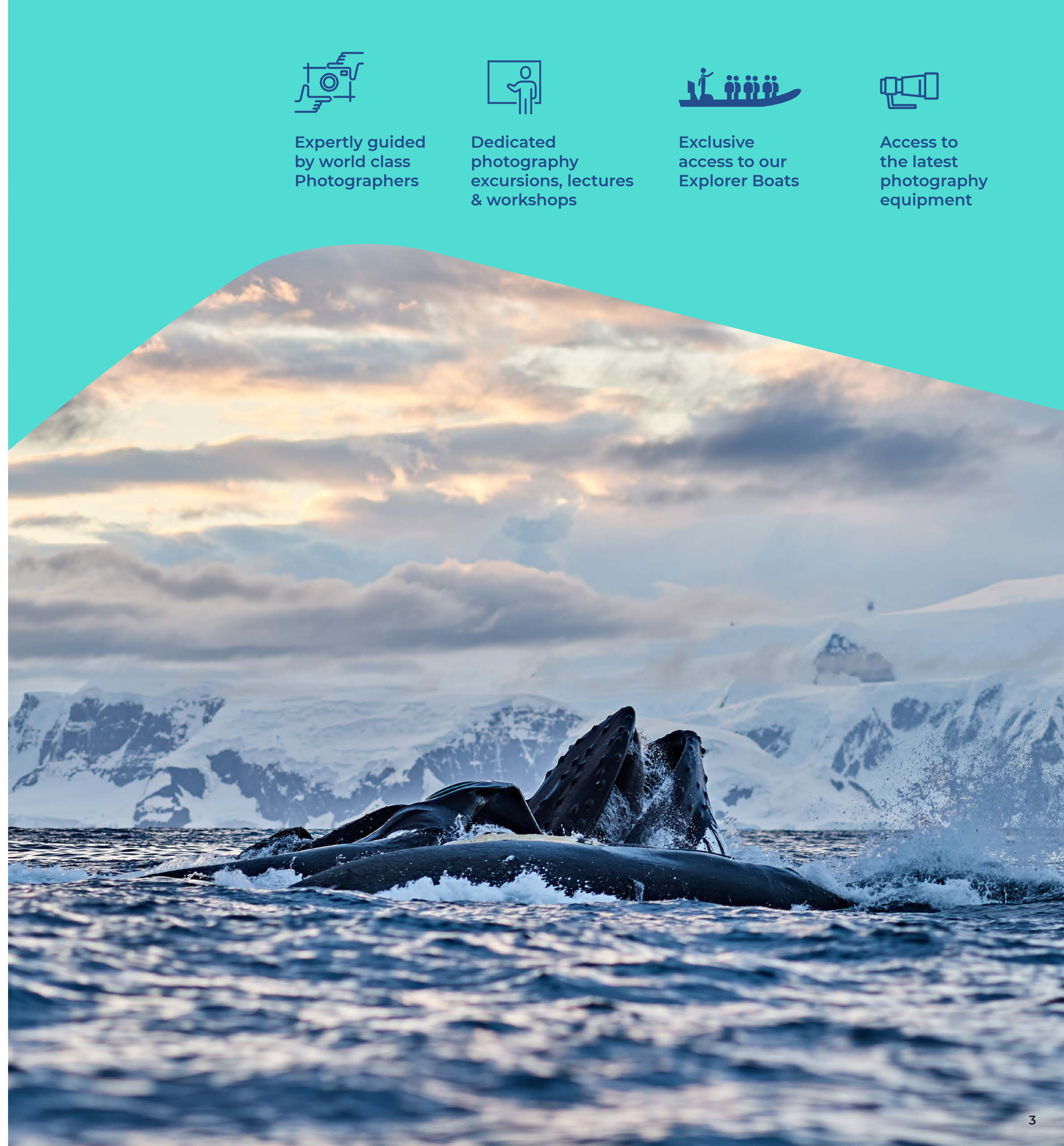
Dedicated photography excursions, lectures & workshops



Exclusive access to our Explorer Boats



Access to the latest photography equipment



Is the Photography Program for you?

This program offers an opportunity for photography enthusiasts of any skill level to fast track their learning, gain access to expert advice from our expert Photography Guides and make photography a focus of your Antarctic expedition.

We understand that for many – whether a seasoned professional or a beginner – travelling to Antarctica is your photographic opportunity of a lifetime.

For those wishing to come home with that award-winning Gentoo penguin image or just wanting more time to perfect an iceberg shot that will one day hang on your wall, the Photography Program is designed to give you the time, guidance, equipment and opportunity to ensure that you return home having captured all the incredible images of Antarctica that you hoped for.

By joining our Photography Program, you will also have exclusive access to ride in our forward-facing rigid inflatable Explorer Boats – that get you to the action faster, travel further to discover more and allow you the space to get creative.

Equipment needed

As our Photography Program will cover instructions from taking photos to editing them, we encourage photographers to bring their cameras and other photography equipment as well as their devices to transfer and process images. Through a partnership with Sony Australia, we will provide industry-leading equipment for you to try onboard with the help of our Sony Ambassadors.

Dedicated photography excursions

To give you the best possible opportunity to capture amazing images, you will have dedicated Zodiac and photography guided landings.

Your Polar Photography Guides will accompany you and give you tips and tricks along the way for taking that perfect picture. As a small group, you will be able to capture uninterrupted images of the surroundings and wildlife with ease.

And for Zodiac cruising, you will have access to the Explorer Boats, which offer more stability for photography as well as unobstructed views.

Exclusive photography lectures

Learn more about photography and taking that perfect image in our exclusive photography lectures led by your Polar Photography Guides.

Some of the things you will learn about include composition, camera settings, exposure and lighting, wildlife photography tips, and landscape imaging.

Secure your place

The Photography Program must be pre-booked as limited spaces are available. Please contact your booking agent to check availability and pricing.



A TYPICAL DAY

in the Photography Program



05.00 – 06.00 am Sunrise

Watch the sunrise on the deck and enjoy capturing beautiful clouds and icebergs passing by - a great way to begin your morning!

07.00 – 08.00 am Breakfast

A delicious breakfast is served in the Polaris Restaurant.

09.00 am - 12.30 pm Go ashore with your Polar Photography Guides

After meeting up with your photography group, our sturdy Zodiacs will take you ashore. A few hours are spent exploring the area, photographing both the landscapes as well as the abundant penguin population. Your Polar Photography Guides will help you to adjust to real-life situations such as falling snow, dim light, moving wildlife, and so on.

13.00 pm A tasty lunch awaits you

Head back to the ship and tuck into a great choice of dishes.

13:45 - 14.30 pm Photography Presentation

We gather in the lounge for a presentation from your Photography Guides on Polar Photography with workshops and advice on capturing the perfect shot.



14.45pm
Afternoon

We launch our Explorer Boats and take a cruise between icebergs.

The Ocean Endeavour has navigated further down the Antarctic Peninsula and positioned itself close to one of our favorite spots: "Iceberg Alley".

Many of these icebergs which have calved off the massive ice-shelves farther south, drift north in the Bellingshausen Sea and get stranded in this area during the constant storms.

Utilising our Explorer Boats' speed and range, we will cruise through fields of icebergs spotting for Leopard seals or sculpted ice.

18.00 pm
Briefing

The Expedition Leader gives a brief recap of the day's events and an insight into what you can look forward to experiencing tomorrow.

19.00 pm
Polar BBQ dinner on the deck

An excellent meal is a great way to round off the day and to share your experiences. As you dine, the Captain sets a course for the location of our next excursion the following day.

21.00 pm
Enjoy the evening

After dinner there may be a movie screening in the Aurora Lounge. Or you might prefer to head for a soak in the jacuzzi, or retire to the bar to enjoy a night cap as the day draws to a close.



"The Antarctic Peninsula is undoubtedly one of the most photogenic regions on Earth. Given it is only very recently that human beings have begun venturing to the frozen continent, the animals here are curious and the landscape is untouched.

Our Photography Program has been designed from the ground up to allow you to make the most of your time in Antarctica photographically, to lean on the expertise of our guides, and utilize our innovative Explorer Boats to capture the Antarctic in its best light."

Steve Traynor
Expedition Team Manager





SONY

 **Intrepid**

THE SONY PARTNERSHIP

For most, a voyage to Antarctica is a once-in-a-lifetime opportunity to capture images of one of the least-photographed and last true wildernesses on Earth.

The Sony Partnership has been formed by Chimu's Antarctic operating partner company, Intrepid Travel, allowing all guests on the Ocean Endeavor access to this incredible opportunity.

Through the partnership with Sony Australia, we put industry-leading equipment in your hands and the world's best photographers at your side. Whether your goal is to change the world through photographs or simply to capture Antarctica in the best light possible, we want to give you the tools and the guidance to do so.

At a sensitive time for our planet's climate, photographs of the Antarctic and its inhabitants can play an important role in shaping the future of the continent.

Intrepid and Chimu believe every Antarctic visitor has the opportunity to document this unique ecosystem and to help tell the story of Antarctica.

SONY



SONY AMBASSADORS

Sony Australia's Photographic Ambassadors are some of the best photographers on the planet.

From landscape photographers to aerial specialists and wildlife photography experts, names like Craig Parry, Meghan Maloney and Simon Pierce have pushed the boundaries of photography in some of the world's most demanding environments.

On board our expeditions, you have the chance to join a range of different photographers in the field and to photograph alongside them in Antarctica, learning the art of visual storytelling and hearing first-hand the tricks to photographing this wild place. On the next page are some of the Sony Ambassadors who will join us in Antarctica.

Luke Tscharke

Luke Tscharke is an Australian landscape and nature photographer. Passionate about inspiring people to travel and see the beauty in the world around them, he strives to create iconic natural landscape images from locations across Australia and other parts of the world.

He is a regular contributor to the Australian Geographic Magazine, where he had two magazine covers, and his first feature story in the magazine was published in January 2018 on the remote Western Arthur Range in Tasmania.

He also contributes images and articles to the Australian Photography Magazine, and he is an Accredited Professional Photographer with the Australian Institute of Professional Photography (AIPP).



Meghan Maloney

Meghan Maloney is an award-nominated NZ Landscape Photographer & Sony Advocate, based in New Zealand.

She loves capturing the symmetry of reflections in nature, lush long exposure waterfall scenes and the vibrant colours of sunrise and sunset.

Craig Parry

Craig Parry is an international, multi-award-winning oceanic and nature Photographer, based in Byron Bay, Australia. He strives to capture the world's landscapes and oceans to share its beauty with his audience.

His fine art photography offers a unique insight into the world around us. As Sony Global Ambassador, his work sees him travelling to all corners of the globe in pursuit of new adventures and unique encounters.

He can often be found working with National Geographic, Discovery Channel and Travel Channel.





SONY EQUIPMENT

To help you capture Antarctica in the best light possible, we're onboarding an assortment of industry-leading Sony cameras and lenses for you to use throughout your Antarctic voyage including the Alpha 7R IV and Alpha 9 as well as professional-grade wide-angle and telephoto lenses.

With an array of equipment to suit all ability levels, this is a core part of our Photography workshops program, giving you the tools to develop your photography on board and to capture those Antarctic moments just as you see them.

We believe that everyone should have equal opportunity to share their voice in Antarctica and to become part of a community of photographers who are

We have a wide range of Sony camera units and lenses available for your use on loan during the program. Some examples include:

Sony Alpha 9 & Alpha 7R IV

The **Alpha 9** camera is Sony's first camera aimed at professional action photographers, perfect for shooting the Antarctic wildlife. It is a 24MP, full-frame mirrorless camera that can shoot at 20 frames per second with full autofocus.



The **Alpha 7R IV** is a high-resolution full-frame mirrorless camera and is built around a BSI-CMOS sensor that outputs 60.2MP images. Despite its high resolution, it can shoot at up to 10 frames per second with full autofocus and shoot 4K video either from the full width of its sensor or from an APS-C/Super 35 crop.



100-400mm f/4.5-5.6 G Master



This first-class G Master zoom lens covers a large focal length range of 100 to 400 mm and is ideal for nature photography as you will get closer to the wildlife. It offers image quality and AF performance and allows you to quickly track and capture even moving objects with outstanding resolution and clarity.

Sony nano coating suppresses unwanted reflections that can lead to light reflections and ghost effects in difficult shooting situations.

Reduce light reflections, especially when shooting in a bright environment such as Antarctica provides more flexibility for image cut-out and composition.

For a complete list of the Sony equipment provided, please contact your booking agent.

SONY





EXPLORER BOATS

**Venture further.
Explore more.**

From whales to albatross, penguins and the elusive Leopard seal; catching a glimpse of every Antarctic marine species is made so much easier with the speed and range of our Explorer Boats.

Larger than our traditional watercraft and with individual, forward-facing seating, these small vessels allow for unparalleled viewing.

Excursions in our Explorer Boats are a great way to change gears for the day and to go that little bit further.

1 Vision: getting closer to the action

Our Explorer Boats are primarily used by our Photography Program group. You will disembark the Ocean Endeavour in small groups with your dedicated Photography Guide to explore the area's natural features and get closer to the wildlife.

Forward-facing seating means you will enjoy unparalleled views of the environment, perfect for capturing that wildlife shot you have been dreaming about!

2 Range: travel longer distances

Our Explorer Boats are the perfect means of transportation to travel further distances.

The 2 engines with combined 400-horsepower allows us to explore areas further away from the Ocean Endeavour, where our traditional Zodiacs would not venture.

3 Speed

Our explorer boats are much faster than our traditional Zodiacs with 60 or 90 horsepower engines. With 400-horsepower, we can travel to points of interest much faster than with traditional Zodiacs.

This becomes handy when you spot a pod of Orcas miles away and want to seize the photographic opportunity and get there fast!

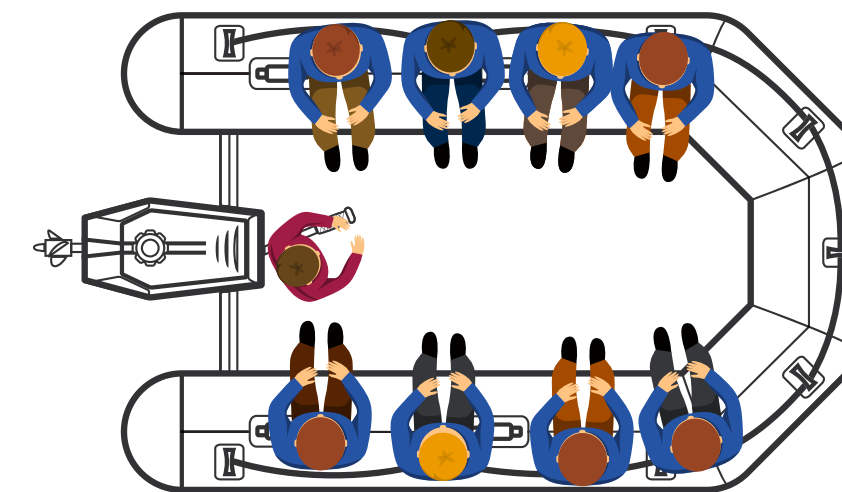
4 Size & capacity

7.45 m in length and 2.95 m in width, our Explorer Boats offer enough space for all passengers to move around freely, comfortably and capture photos from a range of different angles.

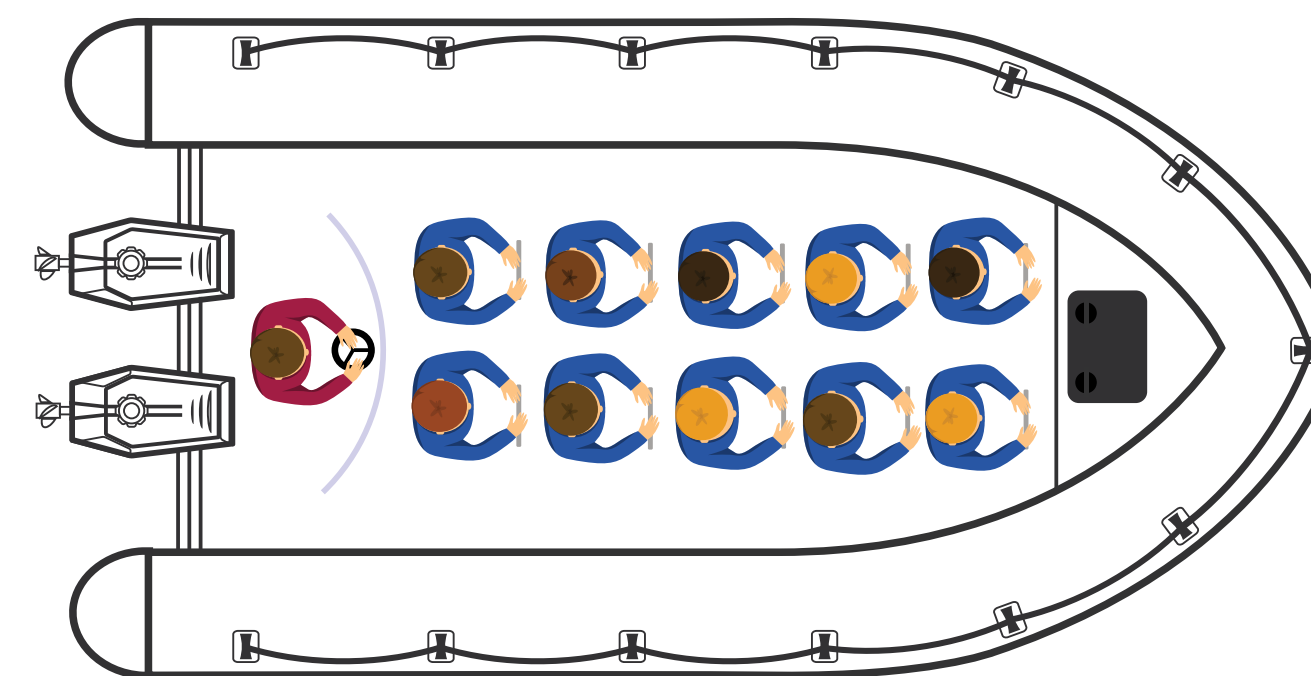
Our Explorer Boats are designed to carry up to 12 passengers, however we cap the maximum to just 10 guests in each boat to maximise the experience for you.



ZODIACS -VS- EXPLORER BOATS



ZODIAC



EXPLORER
BOAT

	ZODIAC	EXPLORER BOAT
RANGE	1.5 nautical miles	3 nautical miles
FACING	Inwards	Forwards
SPEED	12 knots	30 knots



POLAR PHOTOGRAPHY Q&A

What kind of camera should I bring?

All cameras are welcome and catered for in the workshop program - from smartphones to more serious cameras. The photography opportunities become plentiful as soon as we leave the dock so rather than arriving at the ship with a brand new camera, we suggest bringing one that you are familiar with and feel comfortable using. It's also a good idea to bring along your camera's manual for quick reference when needing to find new settings and functions.

Do I need to be an advanced photographer to participate?

No! We've designed the syllabus of the program to cater for all levels of ability. Rather than seeing the workshop program as an advanced photography course, it's better to think of it as a chance to maximise your photographic opportunities across excursions and to accelerate your learning of the craft to ensure you make the most of your once-in-a-lifetime chance to capture stunning images of the Antarctic.

What sort of content will be covered in the lecture program?

The Antarctic is a place that presents many opportunities as well as many challenges to photographers.

The wildlife and landscapes here are like none others on Earth - meaning unique subjects for once-in-a-lifetime images are around every corner.

The onboard lecture program will prepare you for what to expect - both technically and conceptually - each day.

Your Polar Photography Guides will cover topics like exposure, composition, picture editing, workflows and digital imaging all in consideration of the trip's planned itinerary, meaning that you can embark upon each excursion with the confidence and knowledge to achieve stunning results.

How can I keep my camera safe from the elements in Antarctica?

While in Antarctica, the cold, wind and waves of the Antarctic Peninsula can mean occasional challenging conditions for photographers.

We suggest to bring along a few tools for keeping your camera dry and warm that will mean you can maximise your time behind the lens.

This includes a dry bag or a bag with great insulation, several cleaning cloths and "rocket blower" for getting rid of water droplets and dust as well as a few spare batteries for your camera as Lithium units tend to drain quickly in lower temperatures.

Should I bring a laptop/iPad?

While we will certainly be looking to maximise our time taking photographs on excursions and out on deck around the ship, in the evenings we will also be offering editing workshops along with advice on storing, processing and formatting your images ready for print and social media.

Much like your choice of camera, we suggest bringing your own device - one that you are comfortable using and with software that you are familiar with. For those photographers who are shooting RAW files, it is also a good idea to make sure that your device is capable of reading the image files that come from your camera before you join your voyage.

