

ECUADOR - REINA SILVIA



INTRODUCTION

Cruise aboard the Reina Silvia and enjoy 8 days of exploring the Galapagos Islands. This itinerary takes you around the eastern islands including Española, San Cristobal, Genovesa and many more, letting you enjoy the beauty of the Galapagos and travel with comfort and safety.

ITINERARY

TRIP CODE

GATSRSER

DEPARTURE

Selected Saturdays

DURATION

8 Days

LOCATIONS

Ecuador, Galapagos
Islands




ECUADOR - REINA SILVIA

DAY 1: Embark Puerto Ayora

Assistance at the airport by our representatives for your Galapagos flight. You will arrive at the airport on Baltra Island in the morning and after passing through immigration and baggage claim, you will be met by guide from the Reina Silvia. On the way to the boat you will visit El Chato tortoise reserve and have lunch at the local restaurant. The reserve is divided into two areas: Caseta and Chato. The trail begins at Santa Rosa from Puerto Ayora, with the Caseta route being the most challenging. The reserve allows visitors to observe giant tortoises in the wild during the dry season and is also a good place to spot short-eared owls, Darwin’s finches, yellow warblers, Galapagos rails and paint-billed crakes. The afternoon visit is the “Fausto Llerena” breeding center where giant tortoises are bred in captivity and reared until the age of 5 years, when they can survive the effects of introduced predators. This is home to tortoises ranging from 3-inches (new hatchlings) to 4-foot long adults. Subspecies of the giant tortoises interact with one another, and many of the older tortoises are accustomed to humans stretching out their heads for a photo opportunity.



TRIP CODE
GATSRSER
DEPARTURE
Selected Saturdays
DURATION
8 Days
LOCATIONS
Ecuador, Galapagos Islands


DAY 2: Española

In the morning, you will visit the spectacular Gardner Bay. After landing, you can walk across a lovely whitesand beach amongst a busy sea lion colony or dive into the water to swim with sea lion pups. You can also see curious mockingbirds on the beach. Next visit is the small island in front of Gardner Bay, Gardner Islet. There you will find steep cliffs, large boulders and sandy ledges. For adventure you will find on one end of the island are curvy tunnels and the other are caves that make for a fascinating exploration. Next up is Osborne Islet, a marine visitor site on Espanola Island. Osborn Islet is near Española and is a great place to observe sea lions, parrot fish, butterfly fish, coral and possible red-lipped bat fish. You will end the day visiting Suarez Point, located on the western end of Espanola island, you will find a large population of albatross, or wild sea birds as well as carnivorous mockingbirds.




ECUADOR - REINA SILVIA

DAY 3: San Cristobal

Your morning visit will involve an excursion to Lobos Island which means “Sea Lion Island”. This appropriately named island is ripe with boasting, playful sea lions who will welcome you to their home upon landing on San Cristobol Island. This island offers great snorkeling opportunities as well as the chance to see blue-footed and Nazca boobies. Next, you will visit Kicker Rock. This striking rock formation is located a couple hours off the western shore of San Cristobal. Jutting out of the water, the rocks stand vertically at hundreds of feet above the ocean divided by a small channel. Although there are no landing areas, kayaking and scuba diving allow visitors to spot a variety of marine life. In the afternoon, you will end up visiting the Pitt Point, situated on the north-eastern tip of the island, hosts frigatebirds, storm petrels, and all three types of booby birds: the Nazca, blue-footed and red-footed boobies. A steep trail goes up a cliff and through a ravine leading visitors to an area with an abundance of birds.



TRIP CODE
GATSRSER
DEPARTURE
Selected Saturdays
DURATION
8 Days
LOCATIONS
Ecuador, Galapagos Islands


DAY 4: Santa Fe, South Plazas

In the morning, you will visit Santa Fe Island (Barrington) which is home to a small, picturesque bay also named Santa Fe. The bay has two visitor trails, one leading to a scenic viewpoint atop a cliff, and the other spanning from a small beach to a tall prickly pear cactus forest. In the afternoon, you will head to South Plaza Island. This small island with steep cliffs was formed by rising lava and is now covered by Opuntia cacti. It is also home to one of the largest sea lion colonies as well as colourful yellow and red land iguanas. The most characteristic plant is the Sesuvium. During the rainy season its colour is a greenish to yellowish tone and in the dry season (end of June through January) a bright red.



ECUADOR - REINA SILVIA

DAY 5: Genovesa


In the morning, you will visit the white-sand coral beach of Darwin Bay which winds through mangroves filled with land birds. Nazca boobies, red-footed boobies and swallow-tailed gulls can be spotted here. Further down the path we find tidal pools where sea lions swim playfully. At the end is a spectacular view of a cliff. In the afternoon, you will visit El Barranco which is also known as Prince Phillip’s Steps. It is a steep, rocky path that leads up to a high cliff-face. A marvelous view can be appreciated from here. This site is also home to palo santo vegetation as well as red-footed boobies, short-eared lava owls, Galapagos swallows, and Galapagos doves.



DAY 6: Santiago, Bartolome

The morning visit heads to Sullivan Bay on Santiago Island, located on the southeast part of the island. This place is interesting for its geology because the area has elevations in form of small volcanoes, formed by the lava flows. In the afternoon, you will head to Bartholomew Island, home of the famous Pinnacle Rock. Bartholomew consists of an extinct volcano with a variety of red, orange, black and even green volcanic formations. We will take a trail of stairs to the summit of the volcano (about 30 or 40 minutes) where you will enjoy one of the best views of the islands! You will also visit a small, beautiful beach surrounded by the only vegetation found on this barren island. The beach is perfect for snorkeling where you may even see Galapagos penguins.



TRIP CODE
GATSRSER
DEPARTURE
Selected Saturdays
DURATION
8 Days
LOCATIONS
Ecuador, Galapagos Islands


ECUADOR - REINA SILVIA

DAY 7: Rabida, Chinese Hat


In the morning you will visit Rabida Island (or Jervis) is one of the most colorful and volcanically varied islands in the archipelago as well as a great snorkeling site. You will start on Rabida’s famous maroon sandy beach and after an easy hike you will arrive to a stunning lookout to enjoy the amazing landscapes. The island is a birdwatcher’s delight. Some of the rarest species are in abundance such as nine varieties of finches, large-billed flycatchers, Galapagos hawks and brown pelicans. In the afternoon, you will visit Chinese Hat Islet. This small islet is located near the southeast coast of Santiago Island. Its name comes from the distinct shape of the islet’s summit. This small islet is a great location to view many geological formations such as lava tubes and lava flows. Some of the lava flows were formed underwater and subsequently raised above sea level. The presence of coral heads on the lava flow indicates this phenomenon.



DAY 8: Disembark at Baltra

After breakfast, you will be transferred from the boat to Baltra airport for your flight to Guayaquil or Quito.




TRIP CODE
GATSRSER
DEPARTURE
Selected Saturdays
DURATION
8 Days
LOCATIONS
Ecuador, Galapagos Islands


INCLUSIONS & DETAILS

Accommodation	Standard
---------------	----------

ECUADOR - REINA SILVIA

Inclusions	All accommodation on board the Reina Silvia All meals whilst on board Sightseeing with bilingual National Park Guide Private airport transfers Transfers in the islands Free airport transfers* 1 Hotel night in Quito or Guayaquil (night before cruise) 2 Free transfers to Galapagos Flights *Applies when purchasing airfare from Royal Galapagos
	Exclusions International flights Alcoholic drinks Galapagos National Park Fee (USD\$100 per person subject to change) Galapagos Transit Control Card (USD\$20 per person subject to change) Travel/Medical insurance Gratuities for crew/guides Personal Expenses Use of wetsuit
Difficulty Rating	1 (easy)
Single Surcharge	40% single supplement
Notes	Contact us for more details
Price Dependent upon	Season and availability

TRIP CODE
GATSRSER
DEPARTURE
Selected Saturdays
DURATION
8 Days
LOCATIONS
Ecuador, Galapagos Islands


SUSTAINABILITY

Chimu Adventures undertakes a number of sustainability measures within its operations including:

- 1) Only using local guides and office staff to both maximise local employment opportunities and minimise carbon footprints. Local guides also ensure you benefit from the intimate knowledge, passion and culture of the country you’re visiting.
- 2) Where possible, using locally owned and operated boutique hotels to maximise the return to the local community.
- 3) Chimu’s “Pass it on” programme has provided funding to hundreds of local community projects in Latin America. Our aim is to empower local communities, helping them to develop their own infrastructure for the future. Since 2006, we have been working with Kiva (a well-known Non-Governmental Organisation), providing hundreds of loans to local businesses all over South America.
- 4) In our pre tour information we provide a range of tips and advice on how to minimise your impact on both local environments and communities.
- 5) Chimu Adventures’ offices also take a number of sustainability measures including

ECUADOR - REINA SILVIA

carbon offsets for company vehicles and most staff travel. Chimu Adventure's internal processes are also structures to create a paperless office and to reduce waste. There are also internal programmes to help staff minimise their carbon footprint such as our staff bike purchase assistance plan which encourages office staff to commute to work via bicycle. Currently almost half of our office based staff commute

TRIP CODE

GATSRSER

DEPARTURE

Selected Saturdays

DURATION

8 Days

LOCATIONS

Ecuador, Galapagos
Islands

